

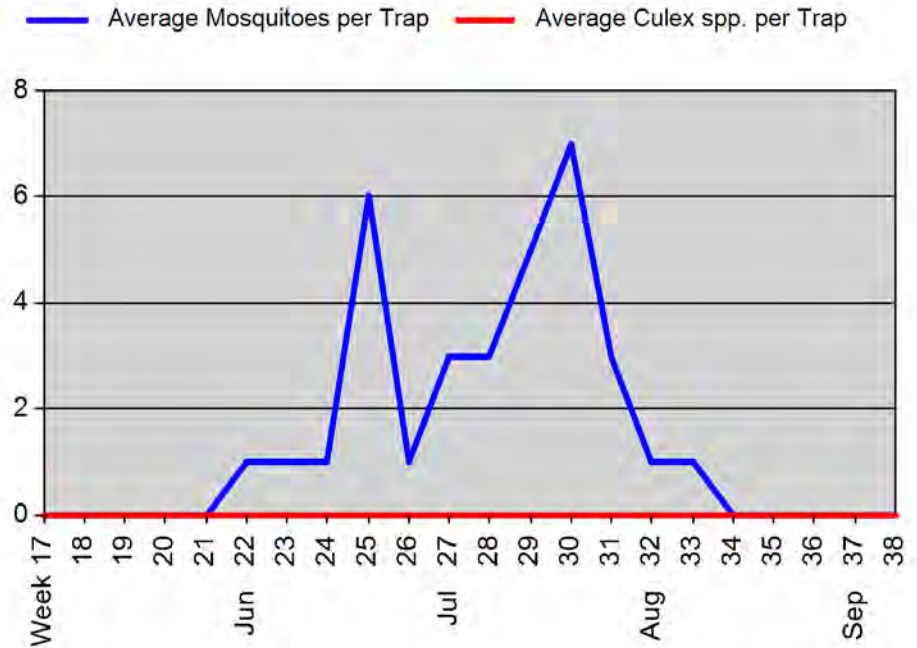
2015 Pitkin County Trap Composite Data

Total number of trap/nights set: 99
 Total number of mosquitoes collected: 269
 Average mosquitoes per trap/night: 3
 Average Culex per trap/night: 0

Species collected and abundance:

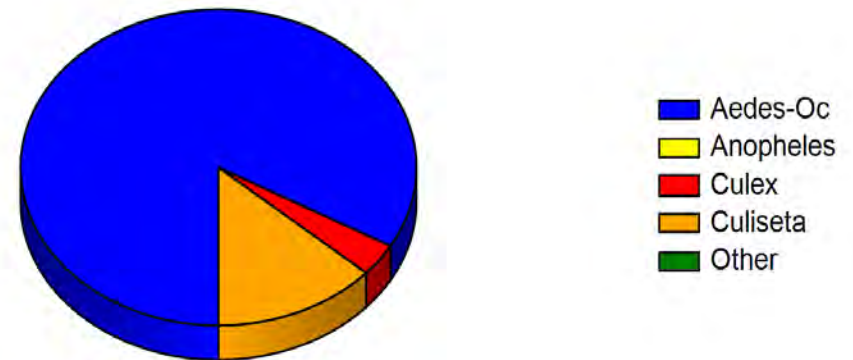
<i>Aedes (Oc.) communis</i>	2	0.7 %
<i>Aedes (Oc.) dorsalis</i>	3	1.1 %
<i>Aedes (Oc.) fitchii</i>	6	2.2 %
<i>Aedes (Oc.) hexodontus</i>	1	0.4 %
<i>Aedes (Oc.) increpitus</i>	118	43.9 %
<i>Aedes (Oc.) intrudens</i>	18	6.7 %
<i>Aedes (Oc.) spencerii idahoensis</i>	9	3.3 %
<i>Aedes cinereus</i>	52	19.3 %
<i>Aedes vexans</i>	5	1.9 %
<i>Aedes/Ochlerotatus spp</i>	10	3.7 %
<i>Culex tarsalis</i>	9	3.3 %
<i>Culiseta alaskaensis</i>	3	1.1 %
<i>Culiseta impatiens</i>	7	2.6 %
<i>Culiseta incidens</i>	12	4.5 %
<i>Culiseta inornata</i>	14	5.2 %

Seasonality



Genus proportions:

Genus	Number	Percent of Total
<i>Aedes/Ochlerotatus</i>	224	83.3 %
<i>Anopheles</i>	0	0.0 %
<i>Culex</i>	9	3.3 %
<i>Culiseta</i>	36	13.4 %
Other	0	0.0 %



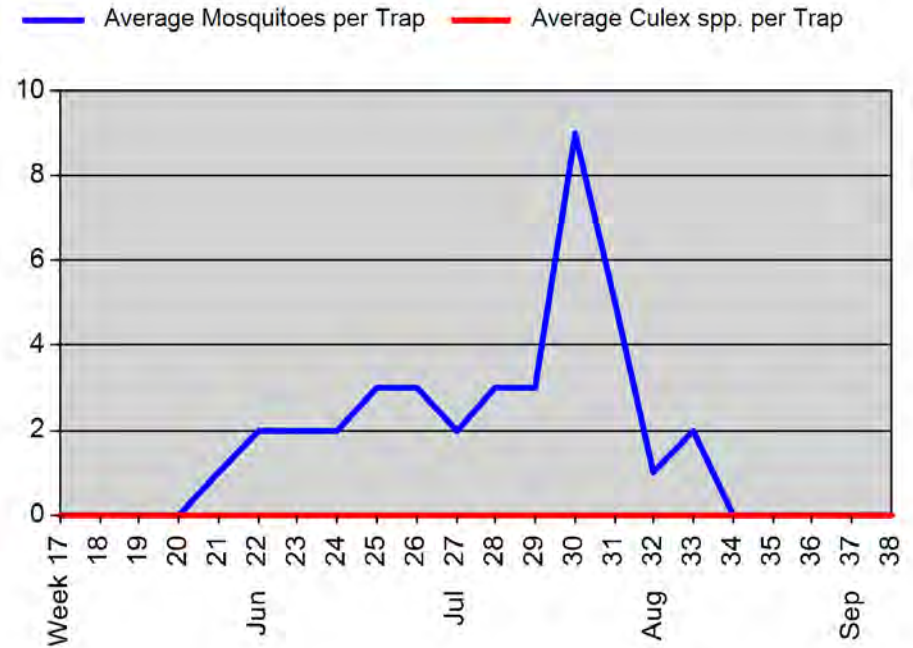
2015 East Aspen MCD Trap Composite Data

Total number of trap/nights set: 38
 Total number of mosquitoes collected: 107
 Average mosquitoes per trap/night: 3
 Average Culex per trap/night: 0

Species collected and abundance:

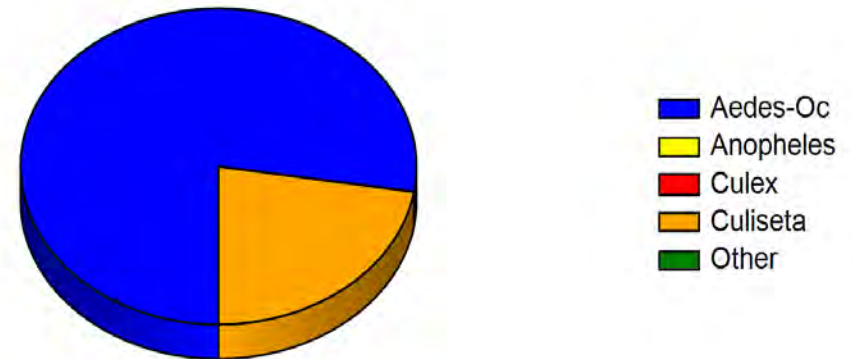
<i>Aedes (Oc.) communis</i>	2	1.9 %
<i>Aedes (Oc.) fitchii</i>	4	3.7 %
<i>Aedes (Oc.) hexodontus</i>	1	0.9 %
<i>Aedes (Oc.) increpitus</i>	10	9.3 %
<i>Aedes (Oc.) intrudens</i>	18	16.8 %
<i>Aedes (Oc.) spencerii idahoensis</i>	8	7.5 %
<i>Aedes cinereus</i>	36	33.6 %
<i>Aedes/Ochlerotatus spp</i>	4	3.7 %
<i>Culiseta alaskaensis</i>	2	1.9 %
<i>Culiseta impatiens</i>	6	5.6 %
<i>Culiseta incidens</i>	10	9.3 %
<i>Culiseta inornata</i>	6	5.6 %

Seasonality



Genus proportions:

Genus	Number	Percent of Total
<i>Aedes/Ochlerotatus</i>	83	77.6 %
<i>Anopheles</i>	0	0.0 %
<i>Culex</i>	0	0.0 %
<i>Culiseta</i>	24	22.4 %
Other	0	0.0 %



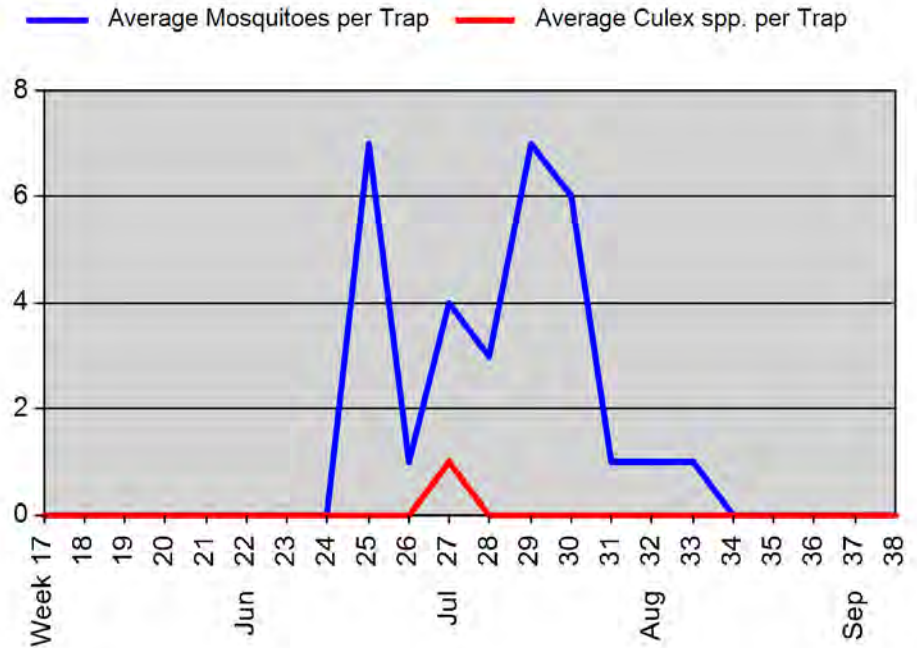
2015 Pitkin County (PK) Trap Composite Data

Total number of trap/nights set: 61
 Total number of mosquitoes collected: 162
 Average mosquitoes per trap/night: 3
 Average Culex per trap/night: 0

Species collected and abundance:

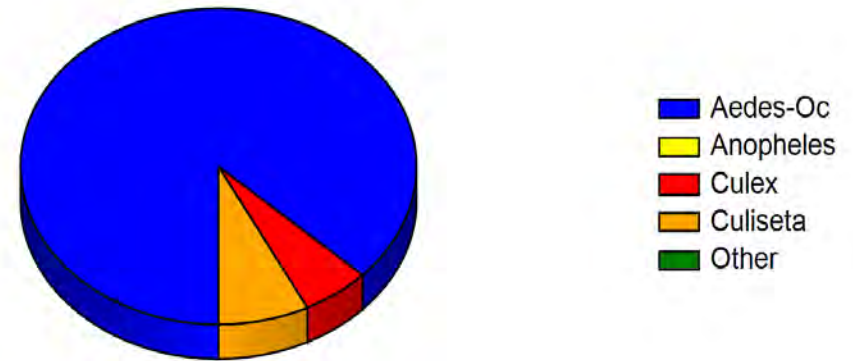
<i>Aedes (Oc.) ecpcf gpuku</i>	6	3.7 %
<i>Aedes (Oc.) fqtucrku</i>	3	1.9 %
<i>Aedes (Oc.) Hæj lk</i>	2	1.2 %
<i>Aedes (Oc.) idahoensis</i>	1	0.6 %
<i>Aedes *Qe0^!pet gr kmu''</i>	108	66.7 %
<i>Aedes elpgt gwu''''</i>	16	9.9 %
<i>Aedes'xgzcpu</i>	5	3.1 %
<i>Culex tarsalis</i>	9	5.6 %
<i>Culiseta alaskaensis</i>	1	0.6 %
<i>Culiseta impatiens</i>	1	0.6 %
<i>Culiseta incidens</i>	2	1.2 %
<i>Culiseta inornata</i>	8	4.9 %

Seasonality



Genus proportions:

Genus	Number	Percent of Total
<i>Aedes/Ochlerotatus</i>	141	87.0 %
<i>Anopheles</i>	0	0.0 %
<i>Culex</i>	9	5.6 %
<i>Culiseta</i>	12	7.4 %
Other	0	0.0 %



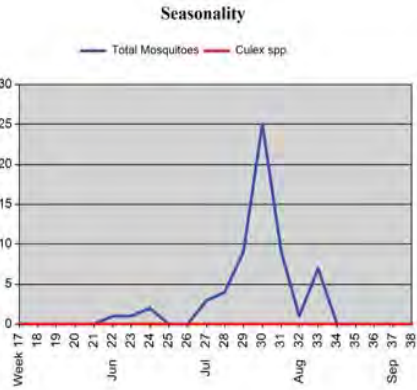
AS-01: East Aspen North Star

Season: 2015
 Trap Type: Light/CO2
 Location: North Star Nature Preserve
 GPS: N39° 9.845', W106° 47.420'

Total number of trap/nights set: 13
 Total number of mosquitoes collected: 61
 Average mosquitoes per trap/night: 5
 Average Culex per trap/night: 0

Species collected and abundance:

<i>Aedes (Oc.) communis</i>	1	1.6 %
<i>Aedes (Oc.) inreptitus</i>	4	6.6 %
<i>Aedes (Oc.) intrudens</i>	15	24.6 %
<i>Aedes (Oc.) idahoensis</i>	7	11.5 %
<i>Aedes cinereus</i>	32	52.5 %
<i>Culiseta incidens</i>	1	1.6 %
<i>Culiseta inornata</i>	1	1.6 %



Genus Proportions:

Genus	Number	Percent of Total
<i>Aedes/Ochlerotatus</i>	59	96.7 %
<i>Anopheles</i>	0	0.0 %
<i>Culex</i>	0	0.0 %
<i>Culiseta</i>	2	3.3 %
Other	0	0.0 %



©2015 Colorado Mosquito Control

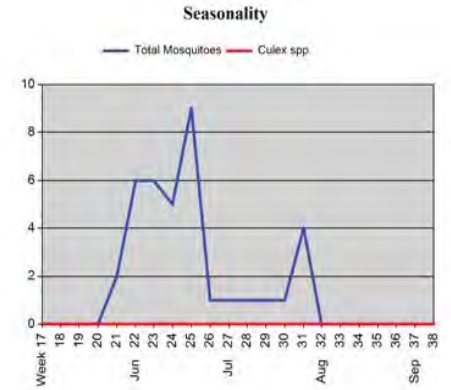
AS-02: East Aspen Wildwood School

Season: 2015
 Trap Type: Light/CO2
 Location: off Wildwood Lane east of Wildwood School
 GPS: N39° 9.200', W106° 47.140'

Total number of trap/nights set: 12
 Total number of mosquitoes collected: 35
 Average mosquitoes per trap/night: 3
 Average Culex per trap/night: 0

Species collected and abundance:

<i>Aedes (Oc.) hexodontus</i>	1	2.9 %
<i>Aedes (Oc.) inreptitus</i>	1	2.9 %
<i>Aedes (Oc.) intrudens</i>	3	8.6 %
<i>Aedes (Oc.) idahoensis</i>	1	2.9 %
<i>Aedes cinereus</i>	4	11.4 %
<i>Aedes/Ochlerotatus spp</i>	3	8.6 %
<i>Culiseta alaskaensis</i>	2	5.7 %
<i>Culiseta impatiens</i>	6	17.1 %
<i>Culiseta incidens</i>	9	25.7 %
<i>Culiseta inornata</i>	5	14.3 %



Genus Proportions:

Genus	Number	Percent of Total
<i>Aedes/Ochlerotatus</i>	13	37.1 %
<i>Anopheles</i>	0	0.0 %
<i>Culex</i>	0	0.0 %
<i>Culiseta</i>	22	62.9 %
Other	0	0.0 %



©2015 Colorado Mosquito Control

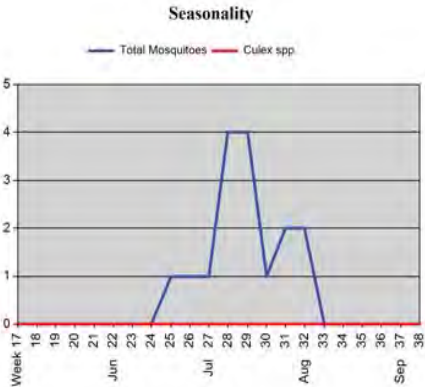
AS-03: Aspen Difficult Campground

Season: 2015
 Trap Type: Light/CO2
 Location: near Difficult Campground in East Aspen
 GPS: N39° 8.525', W106° 46.460'

Total number of trap/nights set: 13
 Total number of mosquitoes collected: 11
 Average mosquitoes per trap/night: 1
 Average Culex per trap/night: 0

Species collected and abundance:

<i>Aedes (Oc.) communis</i>	1	9.1 %
<i>Aedes (Oc.) fitchii</i>	4	36.4 %
<i>Aedes (Oc.) inreptitus</i>	5	45.5 %
<i>Aedes/Ochlerotatus spp</i>	1	9.1 %



Genus Proportions:

Genus	Number	Percent of Total
<i>Aedes/Ochlerotatus</i>	11	100.0 %
<i>Anopheles</i>	0	0.0 %
<i>Culex</i>	0	0.0 %
<i>Culiseta</i>	0	0.0 %
Other	0	0.0 %



©2015 Colorado Mosquito Control

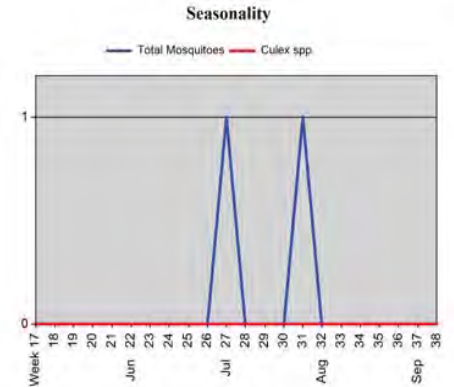
PK-03: Woody Creek

Season: 2015
 Trap Type: Light/CO2
 Location: Marianne Kipper, 370 Gerbaz Bridge Way
 GPS: N39° 17.825', W106° 55.170'

Total number of trap/nights set: 11
 Total number of mosquitoes collected: 2
 Average mosquitoes per trap/night: 0
 Average Culex per trap/night: 0

Species collected and abundance:

<i>Aedes (Oc.) fitchii</i>	1	50.0 %
<i>Culiseta alaskaensis</i>	1	50.0 %



Genus Proportions:

Genus	Number	Percent of Total
<i>Aedes/Ochlerotatus</i>	1	50.0 %
<i>Anopheles</i>	0	0.0 %
<i>Culex</i>	0	0.0 %
<i>Culiseta</i>	1	50.0 %
Other	0	0.0 %



©2015 Colorado Mosquito Control

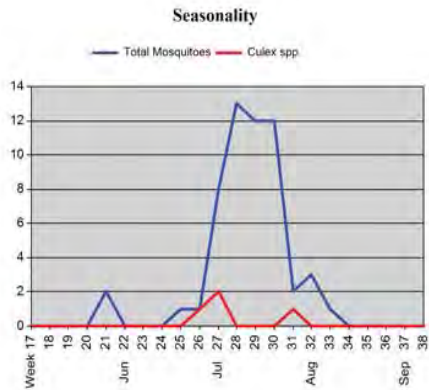
PK-08: Lazy Glen

Season: 2015
 Trap Type: Light/CO2
 Location: west end of Lazy Glen trailer park
 GPS: N39° 20.575', W107° 0.225'

Total number of trap/nights set: 13
 Total number of mosquitoes collected: 43
 Average mosquitoes per trap/night: 3
 Average Culex per trap/night: 0

Species collected and abundance:

<i>Aedes (Oc.) dorsalis</i>	1	2.3 %
<i>Aedes (Oc.) increpitus</i>	32	74.4 %
<i>Aedes vexans</i>	1	2.3 %
<i>Culex tarsalis</i>	4	9.3 %
<i>Culiseta incidens</i>	2	4.7 %
<i>Culiseta inornata</i>	3	7.0 %



Genus Proportions:

Genus	Number	Percent of Total
<i>Aedes/Ochlerotatus</i>	34	79.1 %
<i>Anopheles</i>	0	0.0 %
<i>Culex</i>	4	9.3 %
<i>Culiseta</i>	5	11.6 %
Other	0	0.0 %



©2015 Colorado Mosquito Control

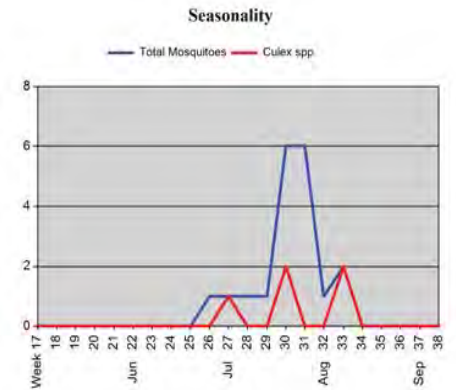
PK-10: Emma 517 Horseshoe Drive

Season: 2015
 Trap Type: Light/CO2
 Location: Emma 517 Horseshoe Drive
 GPS: N39° 21.855', W107° 4.205'

Total number of trap/nights set: 12
 Total number of mosquitoes collected: 13
 Average mosquitoes per trap/night: 1
 Average Culex per trap/night: 0

Species collected and abundance:

<i>Aedes (Oc.) dorsalis</i>	2	15.4 %
<i>Aedes (Oc.) idahoensis</i>	1	7.7 %
<i>Aedes vexans</i>	1	7.7 %
<i>Culex tarsalis</i>	5	38.5 %
<i>Culiseta inornata</i>	4	30.8 %



Genus Proportions:

Genus	Number	Percent of Total
<i>Aedes/Ochlerotatus</i>	4	30.8 %
<i>Anopheles</i>	0	0.0 %
<i>Culex</i>	5	38.5 %
<i>Culiseta</i>	4	30.8 %
Other	0	0.0 %



©2015 Colorado Mosquito Control

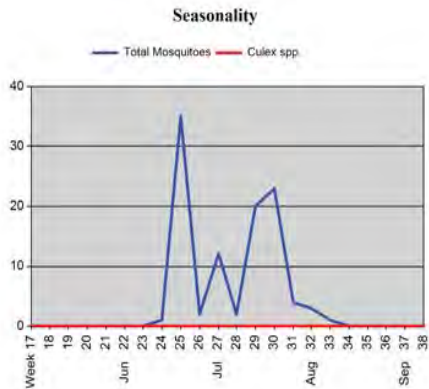
PK-14: Crystal River KOA

Season: 2015
 Trap Type: Light/CO2
 Location: 7202 Colo.Hwy.133, Carbondale 81623
 GPS: N39° 19.245', W107° 12.505'

Total number of trap/nights set: 13
 Total number of mosquitoes collected: 103
 Average mosquitoes per trap/night: 8
 Average Culex per trap/night: 0

Species collected and abundance:

<i>Aedes (Oc.) canadensis</i>	6	5.8 %
<i>Aedes (Oc.) fitchii</i>	1	1.0 %
<i>Aedes (Oc.) increpitus</i>	75	72.8 %
<i>Aedes cinereus</i>	16	15.5 %
<i>Aedes vexans</i>	3	2.9 %
<i>Culiseta impatiens</i>	1	1.0 %
<i>Culiseta inornata</i>	1	1.0 %



Genus Proportions:

Genus	Number	Percent of Total
<i>Aedes/Ochlerotatus</i>	101	98.1 %
<i>Anopheles</i>	0	0.0 %
<i>Culex</i>	0	0.0 %
<i>Culiseta</i>	2	1.9 %
Other	0	0.0 %



©2015 Colorado Mosquito Control

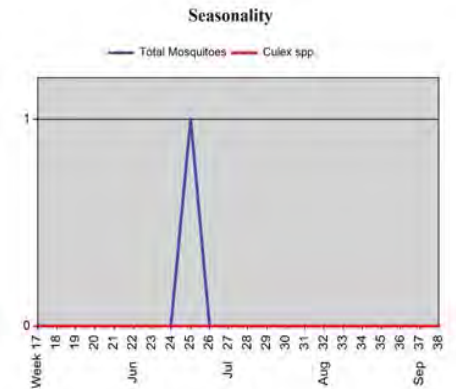
PK-15: Snowmass Lower River Road

Season: 2015
 Trap Type: Light/CO2
 Location: Lower River Rd. 1 mi. east of CR 11
 GPS: N39° 19.830', W106° 58.210'

Total number of trap/nights set: 12
 Total number of mosquitoes collected: 1
 Average mosquitoes per trap/night: 0
 Average Culex per trap/night: 0

Species collected and abundance:

<i>Aedes (Oc.) increpitus</i>	1	100.0 %
-------------------------------	---	---------



Genus Proportions:

Genus	Number	Percent of Total
<i>Aedes/Ochlerotatus</i>	1	100.0 %
<i>Anopheles</i>	0	0.0 %
<i>Culex</i>	0	0.0 %
<i>Culiseta</i>	0	0.0 %
Other	0	0.0 %



©2015 Colorado Mosquito Control